



MUNICIPALIDAD DE PADRE HURTADO
DIRECCION DE ADM. Y FINANZAS

INFORME **ABRIL 2026**


❖ Cometido:

“Elaborar informes que contengan la estadística de ingresos de patentes comparado por fecha entre los años 2013 al 2025 indicando: monto de patente, monto devengado, percibido en tesorería, ingreso Bce.Pptario, diferencia entre monto patente y monto devengado, diferencia entre monto devengado y percibido tesorería, y diferencia entre monto patente y percibido tesorería. Estos informes deberán ser anuales”.

❖ En este informe, desarrollaré como la metodología a ocupar una segmentación que abarcará anualidades continuando con la estadística de ingreso comparado respecto del año 2016.

❖ Se proveerá una base de datos que contendrá lo siguiente:

➤ El desglose del informe que contendrá monto de patente, monto devengado, percibido en tesorería, ingreso Bce. Pptario, diferencia entre monto patente y monto devengado, diferencia entre monto devengado y percibido tesorería, y diferencia entre monto patente y percibido tesorería. -



ILUSTRE MUNICIPALIDAD DE PADRE HURTADO

Fecha : 25/03/2026

Página : 1

ESTADISTICA DE INGRESO COMPARADO POR FECHA

Fecha	Monto Patente -1	Monto Devengado -2	Percebido Tesorería -3	Ingreso Bce Pptario -4	Diferencia Pat Dev (1 - 2)	Diferencia Dev Teso (2 - 3)	Diferencia Pat Teso (1 - 3)
01/01/2016							
02/01/2016							
03/01/2016							
04/01/2016		679,028			679,028	679,028	
05/01/2016		815,533			815,533	815,533	
06/01/2016		466,566			466,566	466,566	
07/01/2016		559,621			559,621	559,621	
08/01/2016		539,668			539,668	539,668	
09/01/2016							
10/01/2016							
11/01/2016		411,703			411,703	411,703	
12/01/2016		379,645			379,645	379,645	
13/01/2016		442,361			442,361	442,361	
14/01/2016		23,637,400			23,637,400	23,637,400	
15/01/2016	503,008	287,714			-215,294	287,714	503,008
16/01/2016							
17/01/2016							
18/01/2016	1,316,858	568,233			-748,625	568,233	1,316,858
19/01/2016	1,805,722	770,080			-1,035,642	770,080	1,805,722
20/01/2016	2,539,115	767,311			-1,771,804	767,311	2,539,115
21/01/2016	28,126,096	484,619			-27,641,477	484,619	28,126,096
22/01/2016	39,590,837	877,971			-38,712,866	877,971	39,590,837
23/01/2016							
24/01/2016							
25/01/2016	7,799,108	30,491,654			22,692,546	30,491,654	7,799,108
26/01/2016	3,287,606	741,312			-2,546,294	741,312	3,287,606

Fecha	Monto Patente -1	Monto Devengado -2	Percibido Tesoreria -3	Ingreso Bce Pptario -4	Diferencia Pat Dev (1 - 2)	Diferencia Dev Teso (2 - 3)	Diferencia Pat Teso (1 - 3)
27/01/2016	19,930,903	634,764			-19,296,139	634,764	19,930,903
28/01/2016	136,603,899	797,057			-135,806,842	797,057	136,603,899
29/01/2016	39,324,669	205,443			-39,119,226	205,443	39,324,669
30/01/2016							
31/01/2016							
01/02/2016	9,232,277	485,067			-8,747,210	485,067	9,232,277
02/02/2016	3,600,678	772,329			-2,828,349	772,329	3,600,678
03/02/2016	1,710,540	667,514			-1,043,026	667,514	1,710,540
04/02/2016	600,412	803,350			202,938	803,350	600,412
05/02/2016	806,910	646,454			-160,456	646,454	806,910
06/02/2016							
07/02/2016							
08/02/2016	878,170	414,039			-464,131	414,039	878,170
09/02/2016	1,074,949	876,624			-198,325	876,624	1,074,949
10/02/2016	303,238	436,064			132,826	436,064	303,238
11/02/2016	4,210,594	471,132			-3,739,462	471,132	4,210,594
12/02/2016	726,657	547,105			-179,552	547,105	726,657
13/02/2016							
14/02/2016							
15/02/2016	585,696	643,758			58,062	643,758	585,696
16/02/2016	1,779,571	630,271			-1,149,300	630,271	1,779,571
17/02/2016	259,097	395,604			136,507	395,604	259,097
18/02/2016	388,709	592,957			204,248	592,957	388,709
19/02/2016	277,075	621,728			344,653	621,728	277,075
20/02/2016							
21/02/2016							
22/02/2016	311,950	458,095			146,145	458,095	311,950
23/02/2016	293,748	668,032			374,284	668,032	293,748
24/02/2016	625,827	675,677			49,850	675,677	625,827
25/02/2016	269,904	747,604			477,700	747,604	269,904
26/02/2016	8,619,981	792,111			-7,827,870	792,111	8,619,981

Fecha	Monto Patente -1	Monto Devengado -2	Percibido Tesorería -3	Ingreso Bce Prtario -4	Diferencia Pat Dev (1 - 2)	Diferencia Dev Teso (2 - 3)	Diferencia Pat Teso (1 - 3)
27/02/2016							
28/02/2016							
29/02/2016	1,073,788	411,789			-661,999	411,789	1,073,788
01/03/2016	1,122,422	510,463			-611,959	510,463	1,122,422
02/03/2016	461,461	389,169			-72,292	389,169	461,461
03/03/2016	1,085,678	33,540,880			32,455,202	33,540,880	1,085,678
04/03/2016	303,778	795,509			491,731	795,509	303,778
05/03/2016							
06/03/2016							
07/03/2016	849,445	560,868			-288,577	560,868	849,445
08/03/2016	722,520	745,260			22,740	745,260	722,520
09/03/2016	138,677	396,489			257,812	396,489	138,677
10/03/2016	211,295	423,906			212,611	423,906	211,295
11/03/2016		675,719			675,719	675,719	
12/03/2016							
13/03/2016							
14/03/2016	138,200	450,057			311,857	450,057	138,200
15/03/2016	80,328	763,752			683,424	763,752	80,328
16/03/2016	73,968	539,900			465,932	539,900	73,968
17/03/2016	861,692	541,587			-320,105	541,587	861,692
18/03/2016	52,427	554,119			501,692	554,119	52,427
19/03/2016							
20/03/2016							
21/03/2016	255,218	373,290			118,072	373,290	255,218
22/03/2016	62,975	649,989			587,014	649,989	62,975
23/03/2016		654,207			654,207	654,207	
24/03/2016	908,055	691,325			-216,730	691,325	908,055
25/03/2016							
26/03/2016							
27/03/2016							
28/03/2016		151,847			151,847	151,847	

Fecha	Monto Patente -1	Monto Devengado -2	Percibido Tesorería -3	Ingreso Bce Pptario -4	Diferencia Pat Dev (1 - 2)	Diferencia Dev Teso (2 - 3)	Diferencia Pat Teso (1 - 3)
29/03/2016	126,400	319,320			192,920	319,320	126,400
30/03/2016		375,821			375,821	375,821	
31/03/2016	196,907	46,274,419			46,077,512	46,274,419	196,907
01/04/2016	690,880	385,639			-305,241	385,639	690,880
02/04/2016							
03/04/2016		167,216			167,216	167,216	
04/04/2016		430,503			430,503	430,503	
05/04/2016		399,536			399,536	399,536	
06/04/2016	185,408	644,241			458,833	644,241	185,408
07/04/2016	53,605	736,304			682,699	736,304	53,605
08/04/2016	1,154,528	495,304			-659,224	495,304	1,154,528
09/04/2016							
10/04/2016							
11/04/2016	85,018	366,455			281,437	366,455	85,018
12/04/2016	53,604	622,189			568,585	622,189	53,604
13/04/2016	271,443	622,943			351,500	622,943	271,443
14/04/2016	188,714	396,969			208,255	396,969	188,714
15/04/2016	91,474	573,703			482,229	573,703	91,474
16/04/2016							
17/04/2016							
18/04/2016		496,759			496,759	496,759	
19/04/2016		566,453			566,453	566,453	
20/04/2016	157,533	464,489			306,956	464,489	157,533
21/04/2016	46,569	589,117			542,548	589,117	46,569
22/04/2016		371,587			371,587	371,587	
23/04/2016							
24/04/2016							
25/04/2016		465,396			465,396	465,396	
26/04/2016		50,638,044			50,638,044	50,638,044	
27/04/2016	133,341	642,583			509,242	642,583	133,341
28/04/2016	53,604	745,451			691,847	745,451	53,604

07

Fecha	Monto Patente -1	Monto Devengado -2	Percibido Tesoreria -3	Ingreso Bce Pptario -4	Diferencia Pat Dev (1 - 2)	Diferencia Dev Teso (2 - 3)	Diferencia Pat Teso (1 - 3)
29/04/2016	22,658	575,968			553,310	575,968	22,658
30/04/2016							
01/05/2016							
02/05/2016	53,604	515,698			462,094	515,698	53,604
03/05/2016		913,118			913,118	913,118	
04/05/2016		653,271			653,271	653,271	
05/05/2016		630,890			630,890	630,890	
06/05/2016	46,569	483,975			437,406	483,975	46,569
07/05/2016							
08/05/2016							
09/05/2016	31,311	560,110			528,799	560,110	31,311
10/05/2016		747,715			747,715	747,715	
11/05/2016		591,374			591,374	591,374	
12/05/2016	69,338	598,190			528,852	598,190	69,338
13/05/2016	168,863	540,166			371,303	540,166	168,863
14/05/2016							
15/05/2016							
16/05/2016	130,705	309,508			178,803	309,508	130,705
17/05/2016	45,737	797,562			751,825	797,562	45,737
18/05/2016	68,795	689,513			620,718	689,513	68,795
19/05/2016		1,007,761			1,007,761	1,007,761	
20/05/2016	127,622	490,458			362,836	490,458	127,622
21/05/2016							
22/05/2016							
23/05/2016		541,418			541,418	541,418	
24/05/2016		492,280			492,280	492,280	
25/05/2016		50,444,183			50,444,183	50,444,183	
26/05/2016	53,604	622,856			569,252	622,856	53,604
27/05/2016	103,249	598,288			495,039	598,288	103,249
28/05/2016							
29/05/2016							

08

Fecha	Monto Patente -1	Monto Devengado -2	Percibido Tesorería -3	Ingreso Bce Pptario -4	Diferencia Pat Dev (1 - 2)	Diferencia Dev Teso (2 - 3)	Diferencia Pat Teso (1 - 3)
30/05/2016	90,931	167,884			76,953	167,884	90,931
31/05/2016		608,752			608,752	608,752	
01/06/2016	239,731	626,906			387,175	626,906	239,731
02/06/2016	99,674	305,283			205,609	305,283	99,674
03/06/2016	87,882	328,098			240,216	328,098	87,882
04/06/2016							
05/06/2016							
06/06/2016		611,057			611,057	611,057	
07/06/2016		833,253			833,253	833,253	
08/06/2016	122,242	581,361			459,119	581,361	122,242
09/06/2016	22,293	282,922			260,629	282,922	22,293
10/06/2016	496,643	444,006			-52,637	444,006	496,643
11/06/2016							
12/06/2016							
13/06/2016		381,489			381,489	381,489	
14/06/2016		500,590			500,590	500,590	
15/06/2016		583,919			583,919	583,919	
16/06/2016		462,259			462,259	462,259	
17/06/2016		134,616			134,616	134,616	
18/06/2016							
19/06/2016							
20/06/2016	244,541	428,946			184,405	428,946	244,541
21/06/2016		417,994			417,994	417,994	
22/06/2016	22,293	73,925			51,632	73,925	22,293
23/06/2016		22,360			22,360	22,360	
24/06/2016		411,149			411,149	411,149	
25/06/2016							
26/06/2016							
27/06/2016							
28/06/2016	173,500	53,807,270			53,633,770	53,807,270	173,500
29/06/2016		350,004			350,004	350,004	

09


Fecha	Monto Patente -1	Monto Devengado -2	Percibido Tesoreria -3	Ingreso Bce Pptario -4	Diferencia Pat Dev (1 - 2)	Diferencia Dev Teso (2 - 3)	Diferencia Pat Teso (1 - 3)
30/06/2016	4,734,913	886,642			-3,848,271	886,642	4,734,913
01/07/2016	22,293	240,095			217,802	240,095	22,293
02/07/2016							
03/07/2016							
04/07/2016		674,888			674,888	674,888	
05/07/2016	69,338	1,109,722			1,040,384	1,109,722	69,338
06/07/2016		880,189			880,189	880,189	
07/07/2016	1,665,554	902,655			-762,899	902,655	1,665,554
08/07/2016		687,235			687,235	687,235	
09/07/2016							
10/07/2016							
11/07/2016	52,224	578,411			526,187	578,411	52,224
12/07/2016		1,017,816			1,017,816	1,017,816	
13/07/2016		94,192			94,192	94,192	
14/07/2016		905,797			905,797	905,797	
15/07/2016	369,369	587,098			217,729	587,098	369,369
16/07/2016							
17/07/2016							
18/07/2016	636,799	459,070			-177,729	459,070	636,799
19/07/2016	1,735,534	760,847			-974,687	760,847	1,735,534
20/07/2016	1,290,099	544,574			-745,525	544,574	1,290,099
21/07/2016	50,721,479	639,223			-50,082,256	639,223	50,721,479
22/07/2016	30,150,773	700,036			-29,450,737	700,036	30,150,773
23/07/2016							
24/07/2016							
25/07/2016	2,474,656	460,898			-2,013,758	460,898	2,474,656
26/07/2016	14,256,012	476,903			-13,779,109	476,903	14,256,012
27/07/2016	22,344,903	868,732			-21,476,171	868,732	22,344,903
28/07/2016	141,731,991	678,088			-141,053,903	678,088	141,731,991
29/07/2016	52,986,393	598,985			-52,387,408	598,985	52,986,393
30/07/2016							



Fecha	Monto Patente -1	Monto Devengado -2	Percibido Tesoreria -3	Ingreso Bce Pptario -4	Diferencia Pat Dev (1 - 2)	Diferencia Dev Teso (2 - 3)	Diferencia Pat Teso (1 - 3)
31/07/2016							
01/08/2016	10,883,997	481,426			-10,402,571	481,426	10,883,997
02/08/2016	6,538,842	52,355,737			45,816,895	52,355,737	6,538,842
03/08/2016	1,275,044	610,560			-664,484	610,560	1,275,044
04/08/2016	484,305	785,432			301,127	785,432	484,305
05/08/2016	1,916,503	554,093			-1,362,410	554,093	1,916,503
06/08/2016							
07/08/2016							
08/08/2016	943,576	444,837			-498,739	444,837	943,576
09/08/2016	1,243,783	586,901			-656,882	586,901	1,243,783
10/08/2016	619,508	585,769			-33,739	585,769	619,508
11/08/2016	430,203	606,427			176,224	606,427	430,203
12/08/2016	486,647	460,903			-25,744	460,903	486,647
13/08/2016							
14/08/2016							
15/08/2016							
16/08/2016	685,835	101,453			-584,382	101,453	685,835
17/08/2016	249,787	915,082			665,295	915,082	249,787
18/08/2016	202,354	852,029			649,675	852,029	202,354
19/08/2016	113,866	533,294			419,428	533,294	113,866
20/08/2016							
21/08/2016							
22/08/2016	210,925	666,565			455,640	666,565	210,925
23/08/2016	413,346	576,128			162,782	576,128	413,346
24/08/2016	593,155	636,725			43,570	636,725	593,155
25/08/2016	190,848	47,782,075			47,591,227	47,782,075	190,848
26/08/2016	265,008	450,345			185,337	450,345	265,008
27/08/2016							
28/08/2016							
29/08/2016	4,302,477	496,712			-3,805,765	496,712	4,302,477
30/08/2016	4,228,931	779,957			-3,448,974	779,957	4,228,931



Fecha	Monto Patente -1	Monto Devengado -2	Percibido Tesorería -3	Ingreso Bce Ptarío -4	Diferencia Pat Dev (1 - 2)	Diferencia Dev Teso (2 - 3)	Diferencia Pat Teso (1 - 3)
31/08/2016	252,845	659,678			406,833	659,678	252,845
01/09/2016	390,411	627,883			237,472	627,883	390,411
02/09/2016	78,191	516,108			437,917	516,108	78,191
03/09/2016							
04/09/2016							
05/09/2016	424,552	661,462			236,910	661,462	424,552
06/09/2016	133,994	527,146			393,152	527,146	133,994
07/09/2016	47,440	708,385			660,945	708,385	47,440
08/09/2016	164,060	574,528			410,468	574,528	164,060
09/09/2016	196,408	505,450			309,042	505,450	196,408
10/09/2016		373,971			373,971	373,971	
11/09/2016							
12/09/2016		475,594			475,594	475,594	
13/09/2016	46,193	761,280			715,087	761,280	46,193
14/09/2016	222,157	704,239			482,082	704,239	222,157
15/09/2016	38,752	259,893			221,141	259,893	38,752
16/09/2016		332,573			332,573	332,573	
17/09/2016							
18/09/2016							
19/09/2016							
20/09/2016	921,571	783,419			-138,152	783,419	921,571
21/09/2016	168,248	477,929			309,681	477,929	168,248
22/09/2016	79,343	707,460			628,117	707,460	79,343
23/09/2016	145,931	421,808			275,877	421,808	145,931
24/09/2016							
25/09/2016							
26/09/2016	149,075	586,027			436,952	586,027	149,075
27/09/2016	178,588	464,587			286,999	464,587	178,588
28/09/2016	311,876	427,789			115,913	427,789	311,876
29/09/2016							
30/09/2016							



12

✓

Fecha	Monto Patente -1	Monto Devengado -2	Percibido Tesoreria -3	Ingreso Bce Pptario -4	Diferencia Pat Dev (1 - 2)	Diferencia Dev Teso (2 - 3)	Diferencia Pat Teso (1 - 3)
01/10/2016							
02/10/2016							
03/10/2016	118,748	53,513,419			53,394,671	53,513,419	118,748
04/10/2016	30,751	1,014,733			983,982	1,014,733	30,751
05/10/2016	114,679	723,282			608,603	723,282	114,679
06/10/2016	102,491	885,079			782,588	885,079	102,491
07/10/2016	70,198	729,082			658,884	729,082	70,198
08/10/2016							
09/10/2016							
10/10/2016							
11/10/2016		624,664			624,664	624,664	
12/10/2016	86,202	794,400			708,198	794,400	86,202
13/10/2016		427,790			427,790	427,790	
14/10/2016	54,195	766,338			712,143	766,338	54,195
15/10/2016							
16/10/2016							
17/10/2016		461,828			461,828	461,828	
18/10/2016	170,586	629,265			458,679	629,265	170,586
19/10/2016		881,458			881,458	881,458	
20/10/2016	54,195	450,789			396,594	450,789	54,195
21/10/2016	841,067	439,290			-401,777	439,290	841,067
22/10/2016							
23/10/2016							
24/10/2016	47,440	390,992			343,552	390,992	47,440
25/10/2016	22,749	943,895			921,146	943,895	22,749
26/10/2016							
27/10/2016							
28/10/2016							
29/10/2016							
30/10/2016							
31/10/2016							


Fecha	Monto Patente -1	Monto Devengado -2	Percebido Tesoreria -3	Ingreso Bce Pptario -4	Diferencia Pat Dev (1 - 2)	Diferencia Dev Teso (2 - 3)	Diferencia Pat Teso (1 - 3)
01/11/2016							
02/11/2016							
03/11/2016		4,600			4,600	4,600	
04/11/2016							
05/11/2016							
06/11/2016							
07/11/2016		45,080			45,080	45,080	
08/11/2016							
09/11/2016	54,195	1,027,366			973,171	1,027,366	54,195
10/11/2016		50,465,751			50,465,751	50,465,751	
11/11/2016							
12/11/2016							
13/11/2016							
14/11/2016							
15/11/2016							
16/11/2016							
17/11/2016							
18/11/2016	184,316	781,138			596,822	781,138	184,316
19/11/2016							
20/11/2016							
21/11/2016	199,719	993,261			793,542	993,261	199,719
22/11/2016	335,134	1,266,112			930,978	1,266,112	335,134
23/11/2016	53,875	1,053,173			999,298	1,053,173	53,875
24/11/2016		909,372			909,372	909,372	
25/11/2016	101,635	747,131			645,496	747,131	101,635
26/11/2016							
27/11/2016							
28/11/2016		49,504,919			49,504,919	49,504,919	
29/11/2016	22,749	780,316			757,567	780,316	22,749
30/11/2016	54,195	839,312			785,117	839,312	54,195
01/12/2016		856,229			856,229	856,229	

14

Fecha	Monto Patente -1	Monto Devengado -2	Percibido Tesoreria -3	Ingreso Bce Pptario -4	Diferencia Pat Dev (1 - 2)	Diferencia Dev Teso (2 - 3)	Diferencia Pat Teso (1 - 3)
02/12/2016	347,549	666,417			318,868	666,417	347,549
03/12/2016							
04/12/2016							
05/12/2016		597,605			597,605	597,605	
06/12/2016		936,570			936,570	936,570	
07/12/2016	1,466,524	1,073,747			-392,777	1,073,747	1,466,524
08/12/2016							
09/12/2016		167,645			167,645	167,645	
10/12/2016							
11/12/2016							
12/12/2016	91,930	834,062			742,132	834,062	91,930
13/12/2016	768,628	835,909			67,281	835,909	768,628
14/12/2016		97,446			97,446	97,446	
15/12/2016	92,356	924,965			832,609	924,965	92,356
16/12/2016		660,839			660,839	660,839	
17/12/2016							
18/12/2016							
19/12/2016	174,111	474,300			300,189	474,300	174,111
20/12/2016		809,584			809,584	809,584	
21/12/2016	89,014	960,834			871,820	960,834	89,014
22/12/2016	1,617,864	617,927			-999,937	617,927	1,617,864
23/12/2016	22,749	217,983			195,234	217,983	22,749
24/12/2016							
25/12/2016							
26/12/2016	300,411	688,126			387,715	688,126	300,411
27/12/2016	93,633	925,042			831,409	925,042	93,633
28/12/2016	19,377	4,618			-14,759	4,618	19,377
29/12/2016	82,865	836,831			753,966	836,831	82,865
30/12/2016	47,440	461,366			413,926	461,366	47,440
31/12/2016							



Fecha	Monto Patente -1	Monto Devengado -2	Percibido Tesorería -3	Ingreso Bce P'tario -4	Diferencia Pat Dev (1 - 2)	Diferencia Dev Teso (2 - 3)	Diferencia Pat Teso (1 - 3)
TOTALES	705,201,019	676,995,744			-28,205,275	676,995,744	705,201,019



160